

Foundation Programme
in Literacy, Numeracy and Skills
(FPLNS)

MODERN CHINESE

GRADE 7

Educator's Guidelines

Theme:
MUSIC AND ENTERTAINMENT

Ministry of Education and Human Resource
in collaboration with
Mahatma Gandhi Institute



2025





Table of content

Guide to Educators	ii
Resources	iii
Activity 1: Listen and repeat the song.....	1
Activity 2: Identify, spell and read.....	2
Activity 3: Cut and paste.....	3-6
Activity 4: Spell and trace the words.....	7-8
Activity 5: Read and copy the words.....	9
Activity 6: Matching.....	10
Activity 7: Word decoding.....	11
Activity 8: Word formation.....	12
Activity 9: Choose the correct Chinese Pinyin.....	13
Activity 10: Identify the verbs.....	14
Activity 11: Choose and write the correct Chinese characters.....	15
Activity 12: Tick the correct word.....	16
Activity 13: Write the correct word.....	17
Activity 14: Dot to dot drawing and colouring.....	18
Activity 15: Word search puzzle.....	19
Activity 16: Picture description and oral questions.....	20-21

Guide to Educators

Theme: Music and Entertainment



1 Learning outcomes

- Recognize different musical instruments (drum / piano / guitar / flute / erhu and violin).
- Understand the basic words related to music and entertainment.
- Read simple sentences with correct pronunciation and intonation.
- Produce simple sentences correctly.

2 Activities

- Trace the words
- Matching
- Identify the verbs
- Dot-to-dot drawing and colouring
- Word search puzzle
- Picture description
- Form sentences
- Identify the words
- Cut and paste

3 Resources

- Use pictures, flashcards and videos to illustrate each musical instrument.
- Create a visual chart and vocabulary words to display in the classroom.

4 Assessment

- Observation (Monitor student participation and engagement during the activities)
- Oral participation (Singing and responding to questions)

Focus:

**Listening and Speaking
Reading and Writing**

Tips to Educators

**Encourage and guide
students using appropriate
teaching resources.**

Specific Learning Outcomes

- Listen attentively to the words related to Music and Entertainment.
- Identify the name of musical instruments through pictures.
- Engage in speaking activities.
- Read the name of the musical instruments through pictures correctly.
- Write the words using the correct alphabets.

Activity 1: Listen and repeat the song.

Listening and Singing activities:

- The educator reads the lyrics aloud.
- The educator plays the song.
- The students listen and repeat the song.
- The educator introduces the following action verbs:
 - To sing: 唱歌
 - To dance: 跳舞

《两只老虎》

两只老虎，两只老虎
跑得快，跑得快
一只没有眼睛，
一只没有尾巴
真奇怪，真奇怪

《Liǎng Zhī Lǎohǔ》

Liǎng zhī lǎohǔ, liǎng zhī lǎohǔ
Pǎo de kuài, pǎo de kuài
Yī zhī méiyǒu yǎnjīng,
yī zhī méiyǒu wěiba
Zhēn qíguài, zhēn qíguài



<https://youtu.be/0P0aApWogd0?feature=shared>

Activity 2: Identify, spell and read.

Reading and Speaking activities:

- The educator reads the words aloud.
- The students identify the words through pictures.
- The students spell and read aloud the name of each musical instrument.



鼓
gǔ



钢琴
gāngqín



吉他
jítā



笛子
dízi



二胡
èrhú



小提琴
xiǎotíqín


Activity 3: Cut and paste.

Reading and Hands-on activities:

- The students study the table below under the guidance of the educator.
- The students cut the pictures of the musical instruments on page 4 and paste them to the corresponding numbers on the clock on page 6.

乐器	数字
鼓 gǔ	6
钢琴 gāngqín	2
吉他 jí tā	10
笛子 dízi	4
二胡 èrhú	8
小提琴 xiǎotíqín	12





Activity 4: Spell and trace the words.

Reading and Writing activities:

- The educator spells the words aloud.
- The students read and trace the words.

<p>gāng</p> <div style="border: 1px solid black; padding: 5px; text-align: center;">钢</div> <p>部首: 钅 左右结构</p>	<p>ノ 丿 ㇏ ㇏ ㇏ ㇏ ㇏ ㇏ ㇏ ㇏ ㇏ 9画</p> <p>钢 钢 钢 钢 钢 钢 钢 钢 钢 钢 钢</p>
<p>qín</p> <div style="border: 1px solid black; padding: 5px; text-align: center;">琴</div> <p>部首: 王 上下结构</p>	<p>一 二 ㇏ ㇏ ㇏ ㇏ ㇏ ㇏ ㇏ ㇏ ㇏ ㇏ 12画</p> <p>琴 琴 琴 琴 琴 琴 琴 琴 琴 琴 琴</p>
<p>jí</p> <div style="border: 1px solid black; padding: 5px; text-align: center;">吉</div> <p>部首: 口 上下结构</p>	<p>一 十 ㇏ ㇏ ㇏ ㇏ ㇏ ㇏ ㇏ ㇏ 6画</p> <p>吉 吉 吉 吉 吉 吉 吉 吉 吉 吉 吉</p>
<p>tā</p> <div style="border: 1px solid black; padding: 5px; text-align: center;">他</div> <p>部首: 亻 左右结构</p>	<p>ノ 亻 ㇏ ㇏ ㇏ ㇏ ㇏ ㇏ ㇏ ㇏ 5画</p> <p>他 他 他 他 他 他 他 他 他 他 他</p>
<p>gǔ</p> <div style="border: 1px solid black; padding: 5px; text-align: center;">鼓</div> <p>部首: 鼓 左右结构</p>	<p>一 十 ㇏ ㇏ ㇏ ㇏ ㇏ ㇏ ㇏ ㇏ ㇏ ㇏ 13画</p> <p>鼓 鼓 鼓 鼓 鼓 鼓 鼓 鼓 鼓 鼓 鼓</p>

dí

笛

部首：竹
上下结构

ノ 丿 ㇏ ㇏ ㇏ ㇏ ㇏ ㇏ 笛 笛 笛 笛 11画

笛 笛 笛 笛 笛 笛 笛 笛 笛 笛

zǐ

子

部首：子
独体结构

㇏ 了 子 3画

子 子 子 子 子 子 子 子 子 子

Activity 5: Read and copy the words.



Reading and Writing activities:

- The educator reads the words aloud.
- The students read and copy the words several times.

钢	琴																

吉	他																

笛	子																

二	胡																

小	提	琴															

鼓																	

Activity 6: Matching.

Reading activity:

The students:

- match the pictures with the corresponding words.
- read aloud the name of each musical instrument repeatedly under the guidance of the educator.



小提琴



笛子



钢琴



二胡



鼓



吉他

Activity 7: Word decoding.

Reading and Writing activities:

The students:

- look at the pictures and read the words aloud under the guidance of the educator.
- decode the given words and write the Chinese Pinyin.



鼓 gǔ

g+ǔ

.....



钢琴 gāngqín

g+āng

q+ín

.....



吉他 jí tā

j+í

t+ā

.....



笛子 dízi

d+í

.....



二胡 èrhú

h+ú

.....



小提琴 xiǎotíqín

x+iǎo

t+í

q+ín

.....

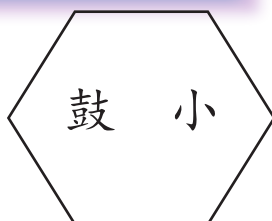
Activity 8: Word formation.

Reading and Writing activities:

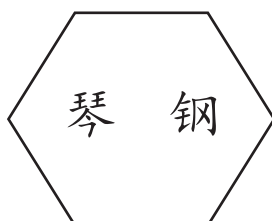
The students:

- read the characters.
- rearrange the characters and write the correct word for each picture.
- read the words aloud.

.....



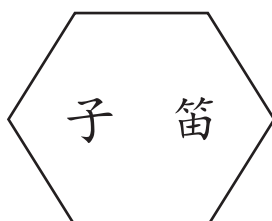
.....



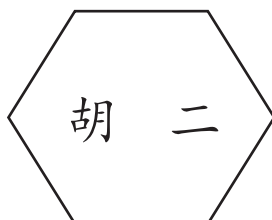
.....



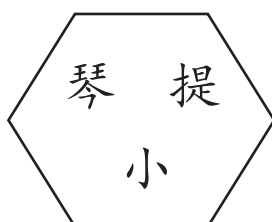
.....



.....



.....



Activity 9: Choose the correct Chinese Pinyin.



Reading and Writing activities:

The students:

- choose the correct Chinese Pinyin from the brackets and fill in the blanks.
- read the words aloud under the guidance of the educator.

鼓	(gú、gǔ)
钢琴	(gāngqín、gōngqín)
吉他	(jítà、jītā)
笛子	(dízi、dìzi)
二胡	(èrhú、ērhú)
小提琴	(xiǎotíqín、xiǎotíqín)

Activity 10: Identify the verbs.

Listening and Reading activities:

- The educator reads and explains the verbs.
- The students listen carefully and repeat after the educator.




打 (dǎ) 鼓



吹 (chuī) 笛子



弹 (tán) 钢琴



弹 (tán) 吉他



拉 (lā) 小提琴



拉 (lā) 二胡

Activity 11: Choose and write the correct Chinese characters.



Reading and Writing activities:

- The educator reads each sentence aloud.
- The students repeat the sentences.
- The students encircle the correct Chinese character in the brackets and write it in the blank space.

1. 这是小明的.....。（古、鼓、股）
2. 妈妈喜欢吉.....。（他、她、也）
3. 爷爷买了一把二.....。（糊、胡、湖）
4. 爸爸教我吹.....子。（笛、田、由）
5. 东东会弹.....琴。（刚、钢、纲）
6. 这把小提.....是谁的？（琴、琵、琶）

Activity 12: Tick the correct word.

Reading and Writing activities:

- The students tick the correct word corresponding to the picture and read aloud the word repeatedly.



二胡

吉他



钢琴

小提琴



笛子

小提琴



笛子

小鼓



钢琴

二胡



二胡

小鼓

Activity 13: Write the correct word.

Reading and Writing activities:

The students:

- write the correct words that correspond to the pictures.
- read aloud the sentences.



1. 这是.....。



2. 这是.....。



3. 这是.....。



4. 这是.....。



5. 这是.....。



6. 这是.....。

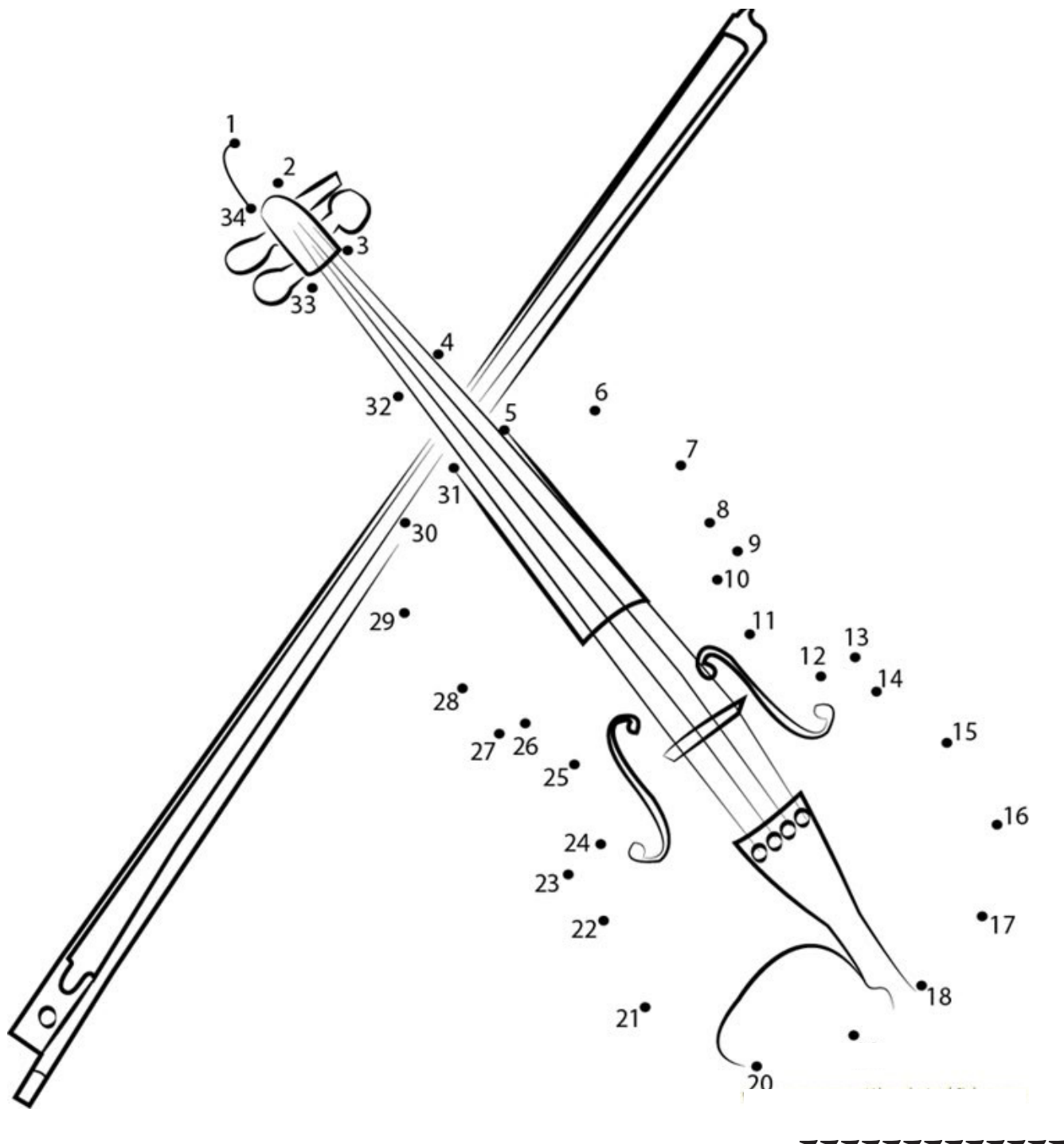
Activity 14: Dot to dot drawing and colouring.



Writing and Speaking activities:

The students:

- join the dots and colour the picture.
- write the name of the musical instrument.
- form sentences orally.



Activity 15: Word search puzzle.

Reading and Writing activities:

- The educator reads the given words aloud and the students repeat.
- The students find the listed words hidden within the grid, the words can be found horizontally, vertically or diagonally.

小提琴 - 钢琴 - 二胡 - 吉他 - 小鼓 - 笛子

老	小	提	琴	我	打
鼠	狗	笛	子	吉	古
二	狮	钢	这	也	他
胡	子	她	琴	吹	笔
小	鼓	是	那	拉	弹

Activity 16: Picture description and oral questions.



Activity 16: Picture description and oral questions.

Listening and Speaking activities:

The educator:

- guides the students to observe the given picture.
- uses the following prompts to help the students to describe the picture.

这是一场音乐会的图片：

- 你看到了哪些乐器？
- 你最喜欢哪一种乐器？
- 音乐节是什么时候？
- 你们学校庆祝音乐节吗？
- 音乐节那一天你会表演什么节目？
- 你喜欢唱歌还是跳舞？

Foundation Programme in Literacy, Numeracy and Skills (FPLNS)

**Ministry of Education and Human Resource
in collaboration with
Mahatma Gandhi Institute**

2025